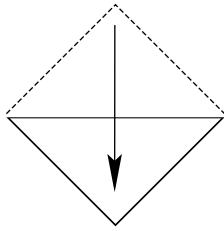


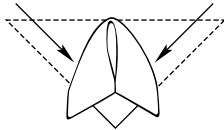
An AFFECTED PROVINCIAL'S SUPPLEMENTAL:
Pocket Square Folds

✧ No. 8: *The* WINGED PUFF ✧

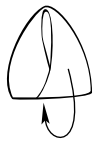
(An elegant, distinctive fold that is easy to execute. Ideal for silk pocket squares.)



a) Fold the square in half, diagonally.



b) Grasp the top edges and bring them together, which will form a hood-like crease.



c) Fold the bottom up and behind.



d) Place into pocket and adjust.

Whimsy wishes he could say otherwise, but he cannot claim in any way to be the originator of this fold. Nevertheless, he is proud to act as its steward, and hopes you might wear it in good health. Enjoy!